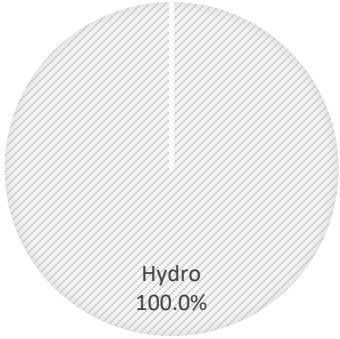
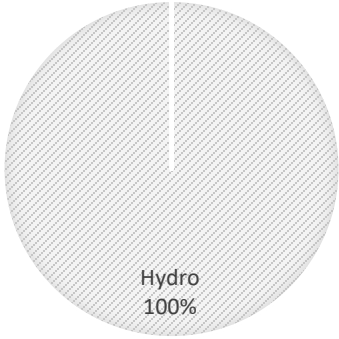


Environmental Disclosure Information – Quarterly Comparisons

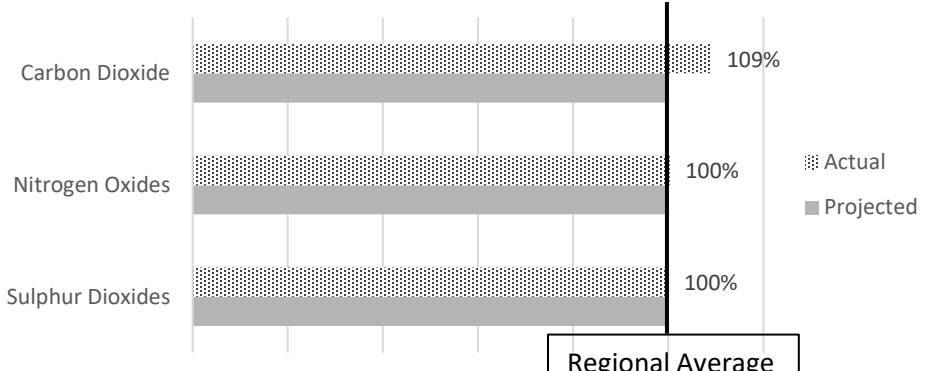
Clearview Energy

Projected Data for the 2021 Calendar Year

Actual Data for the Period 01/01/21 to 9/30/21

<p>Generation Resource Mix - A comparison between the sources of generation projected to be used to generate this product and the actual resources used during this period.</p>	<div style="display: flex; justify-content: space-around;"> <div style="text-align: center;"> <p>PROJECTED</p>  <p>Hydro 100.0%</p> </div> <div style="text-align: center;"> <p>ACTUAL</p>  <p>Hydro 100%</p> </div> </div>
--	---

<p>Environmental Characteristics– A description of the characteristics associated with each possible generation resource.</p>	<table border="1" style="width: 100%; border-collapse: collapse;"> <tr><td style="width: 50%;">Biomass Power</td><td style="width: 50%;">Air Emissions and Solid Waste</td></tr> <tr><td>Coal Power</td><td>Air Emissions and Solid Waste</td></tr> <tr><td>Hydro Power</td><td>Wildlife Impacts</td></tr> <tr><td>Natural Gas Power</td><td>Air Emissions and Solid Waste</td></tr> <tr><td>Nuclear Power</td><td>Radioactive Waste</td></tr> <tr><td>Oil Power</td><td>Air Emissions and Solid Waste</td></tr> <tr><td>Other Sources</td><td>Unknown Impacts</td></tr> <tr><td>Solar Power</td><td>No Significant Impacts</td></tr> <tr><td>Unknown Purchased Resources</td><td>Unknown Impacts</td></tr> <tr><td>Wind Power</td><td>Wildlife Impacts</td></tr> </table>	Biomass Power	Air Emissions and Solid Waste	Coal Power	Air Emissions and Solid Waste	Hydro Power	Wildlife Impacts	Natural Gas Power	Air Emissions and Solid Waste	Nuclear Power	Radioactive Waste	Oil Power	Air Emissions and Solid Waste	Other Sources	Unknown Impacts	Solar Power	No Significant Impacts	Unknown Purchased Resources	Unknown Impacts	Wind Power	Wildlife Impacts
Biomass Power	Air Emissions and Solid Waste																				
Coal Power	Air Emissions and Solid Waste																				
Hydro Power	Wildlife Impacts																				
Natural Gas Power	Air Emissions and Solid Waste																				
Nuclear Power	Radioactive Waste																				
Oil Power	Air Emissions and Solid Waste																				
Other Sources	Unknown Impacts																				
Solar Power	No Significant Impacts																				
Unknown Purchased Resources	Unknown Impacts																				
Wind Power	Wildlife Impacts																				

<p>Air Emissions – Product-specific projected and actual air emissions for this period compared to the regional average air emissions.</p>	 <p style="text-align: center; border: 1px solid black; padding: 2px;">Regional Average</p>
---	---

<p>Radioactive Waste – Radioactive waste associated with the product.</p>	<table border="1" style="width: 100%; border-collapse: collapse;"> <thead> <tr> <th style="width: 50%;">Type:</th> <th colspan="2" style="width: 50%;">Quantity:</th> </tr> </thead> <tbody> <tr> <td>High-Level Radioactive Waste</td> <td style="width: 25%;">Unknown</td> <td style="width: 25%;">Lbs./1,000 kWh</td> </tr> <tr> <td>Low-Level Radioactive Waste</td> <td>Unknown</td> <td>Ft³/1,000 kWh</td> </tr> </tbody> </table>	Type:	Quantity:		High-Level Radioactive Waste	Unknown	Lbs./1,000 kWh	Low-Level Radioactive Waste	Unknown	Ft ³ /1,000 kWh
Type:	Quantity:									
High-Level Radioactive Waste	Unknown	Lbs./1,000 kWh								
Low-Level Radioactive Waste	Unknown	Ft ³ /1,000 kWh								

With in-depth analysis, the environmental characteristics of any form of electric generation will reveal benefits as well as costs. For further information, contact Clearview Energy at www.ClearviewEnergy.com or 1-800-746-4702.