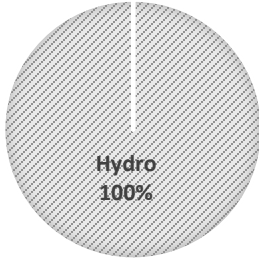
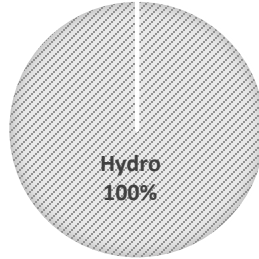
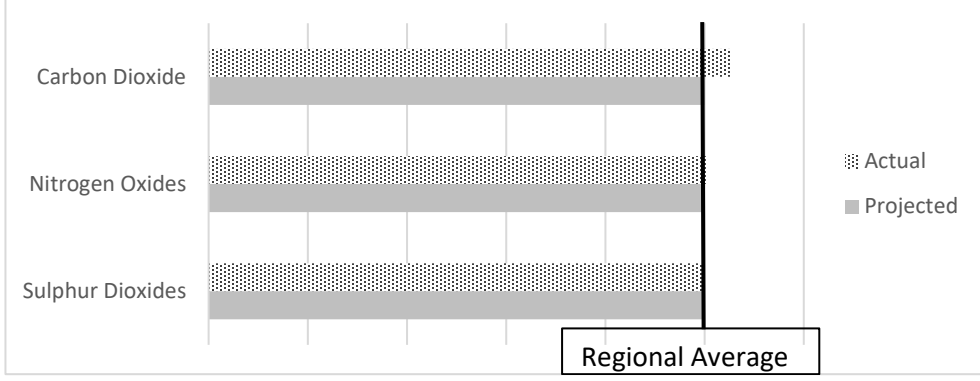


Environmental Disclosure Information – Quarterly Comparisons

Clearview Electric Inc. dba Clearview Energy

Projected Data for the 2021 Calendar Year

Actual Data for the Period 01/01/21 to 06/30/21

<p>Generation Resource Mix - A comparison between the sources of generation projected to be used to generate this product and the actual resources used during this period.</p>	<p align="center">PROJECTED</p> 	<p align="center">ACTUAL</p> 																				
<p>Environmental Characteristics– A description of the characteristics associated with each possible generation resource.</p>	<table border="1"> <tr><td>Biomass Power</td></tr> <tr><td>Coal Power</td></tr> <tr><td>Hydro Power</td></tr> <tr><td>Natural Gas Power</td></tr> <tr><td>Nuclear Power</td></tr> <tr><td>Oil Power</td></tr> <tr><td>Other Sources</td></tr> <tr><td>Solar Power</td></tr> <tr><td>Unknown Purchased Resources</td></tr> <tr><td>Wind Power</td></tr> </table>	Biomass Power	Coal Power	Hydro Power	Natural Gas Power	Nuclear Power	Oil Power	Other Sources	Solar Power	Unknown Purchased Resources	Wind Power	<table border="1"> <tr><td>Air Emissions and Solid Waste</td></tr> <tr><td>Air Emissions and Solid Waste</td></tr> <tr><td>Wildlife Impacts</td></tr> <tr><td>Air Emissions and Solid Waste</td></tr> <tr><td>Radioactive Waste</td></tr> <tr><td>Air Emissions and Solid Waste</td></tr> <tr><td>Unknown Impacts</td></tr> <tr><td>No Significant Impacts</td></tr> <tr><td>Unknown Impacts</td></tr> <tr><td>Wildlife Impacts</td></tr> </table>	Air Emissions and Solid Waste	Air Emissions and Solid Waste	Wildlife Impacts	Air Emissions and Solid Waste	Radioactive Waste	Air Emissions and Solid Waste	Unknown Impacts	No Significant Impacts	Unknown Impacts	Wildlife Impacts
Biomass Power																						
Coal Power																						
Hydro Power																						
Natural Gas Power																						
Nuclear Power																						
Oil Power																						
Other Sources																						
Solar Power																						
Unknown Purchased Resources																						
Wind Power																						
Air Emissions and Solid Waste																						
Air Emissions and Solid Waste																						
Wildlife Impacts																						
Air Emissions and Solid Waste																						
Radioactive Waste																						
Air Emissions and Solid Waste																						
Unknown Impacts																						
No Significant Impacts																						
Unknown Impacts																						
Wildlife Impacts																						
<p>Air Emissions – Product-specific projected and actual air emissions for this period compared to the regional average air emissions.</p>	 <p>Legend: Actual Projected</p>																					
<p>Radioactive Waste – Radioactive waste associated with the product.</p>	<table border="1"> <thead> <tr> <th>Type:</th> <th colspan="2">Quantity:</th> </tr> </thead> <tbody> <tr> <td>High-Level Radioactive Waste</td> <td>Unknown</td> <td>Lbs./1,000 kWh</td> </tr> <tr> <td>Low-Level Radioactive Waste</td> <td>Unknown</td> <td>Ft³/1,000 kWh</td> </tr> </tbody> </table>		Type:	Quantity:		High-Level Radioactive Waste	Unknown	Lbs./1,000 kWh	Low-Level Radioactive Waste	Unknown	Ft ³ /1,000 kWh											
Type:	Quantity:																					
High-Level Radioactive Waste	Unknown	Lbs./1,000 kWh																				
Low-Level Radioactive Waste	Unknown	Ft ³ /1,000 kWh																				

With in-depth analysis, the environmental characteristics of any form of electric generation will reveal benefits as well as costs. For further information, contact Clearview Energy at www.ClearviewEnergy.com or 1-800-746-4702.